

Publication Price Changes

To make it easier for stores to manage the frequent price and subsequent barcode changes on newspapers and magazines evoBackOffice uses the price level digit embedded in all publication barcodes [that start with 977] to identify these changes.

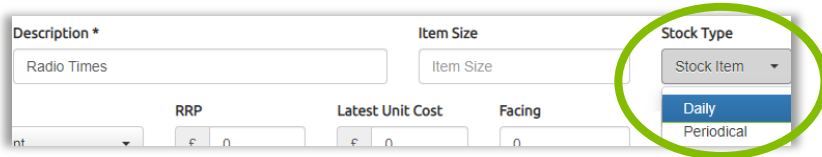
Stock Item in evoBackOffice

When Creating any Publication

- Mon – Friday newspaper will require one stock file.
- Saturday, Sunday newspaper and each magazine (weekly monthly or other) – will require a separate stock file.

Stock Type

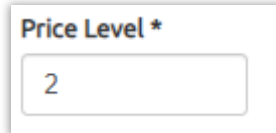
- Set to *Daily* or *Periodical* as required.



Description * Item Size Stock Type
Radio Times Item Size Stock Item
RRP Latest Unit Cost Facing
£ 0 £ 0 0
Daily
Periodical

- Enter the Barcode and price into the stock item.

When the barcode is added the price level will automatically populate from the barcode.



Price Level *
2

Once saved, the Barcode displayed will have the price level digit removed, so will always show the last 3 digits different to those printed on the publication.

- Select **Create Stock Item** to save details. 



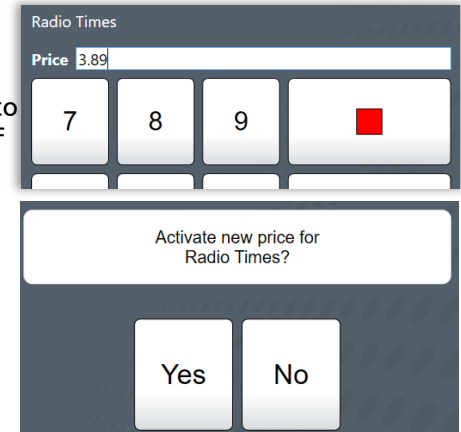
Once the publication is set up in this way, the price level digit will update automatically when the price change is entered at the POS.

At the POS

When Scanning a Publication

When the retail price changes

evoPOS will prompt the cashier to manually **enter the new price** of the item.



Radio Times
Price 3.89
7 8 9
Activate new price for Radio Times?
Yes No

And confirm the new price by selecting **Yes** at the screen prompt

After the new price has been updated, no further action is required. The publication will scan at the new price, and the stock item will be updated.



If the price entered is the same as the current price the screen will display a warning - *'no price change detected.'* No further action is required

The entering of the new price may be restricted to certain levels of operators only.