

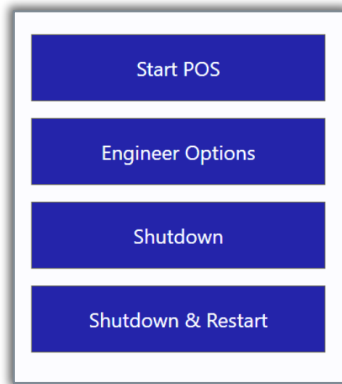
# 1: Updating the POS Software Version

Each time evoPOS Software is restarted, an automatic check for updates is completed. TLM will email a copy of release notes each time a new version of evoPOS becomes available.

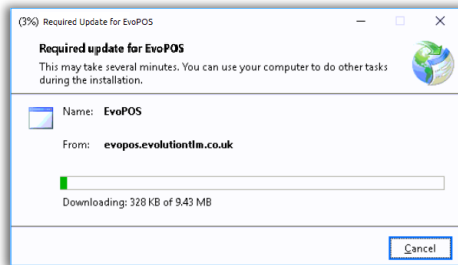
To obtain the update simply restart evoPOS on each workstation, following the steps below:

From the front POS screen select Menu-> Functions -> Exit

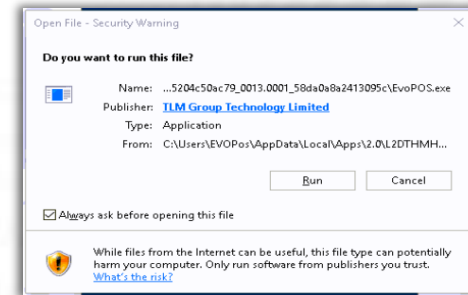
**1**  
Select **Start POS** from the desktop.



**2**  
If an update is available the download will start automatically.



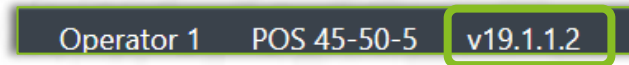
**3**  
If you receive an Open File - Security Warning, select **Run**



**4**  
The evoPOS will launch and is ready for **Sign In**.



The version of evoPOS the workstation is running can be found in the lower left of the POS screen.



Remember to repeat these steps on each POS workstation.